

Satisfaction with preparation as viewed by completers

The PPM UPRAg initiated a phase-in plan in September 2015 which includes evaluating completers' satisfaction with their preparation to assume their assigned responsibilities teaching K-12 students. In order to collect data, the PPM UPRA gathered alumni surveys for completers from the past five years. The Alumni Survey will be sent out to every completer as soon as they earn their degree as well as yearly for the next five years.

Table 1: Completer's Satisfaction for the Academic Years 2015-2016, 2016-2017, 2017-2018, and 2018-2019

<i>Year</i>	<i>Students</i>	<i>Gender</i>		<i>Program</i>		<i>Preparation</i>	
		<i>F</i>	<i>M</i>	<i>K-6</i>	<i>7th - 12th</i>	<i>BA</i>	<i>MA</i>
2015-2016	2	2	0	2	0	1	1
2016-2017	5	3	2	2	3	5	0
2017-2018	8	8	0	7	1	8	0
2018-2019	11	8	2	7	4	11	0
Total	26						

Table 1 shows the completer's satisfaction for all the academic years 2015-2016, 2016-2017, 2017-2018, 2018-2019 about the preparation they had at the Teacher Preparation Program (TPP) of the Bachelor of Arts in Elementary Education in English with Multimedia Technology and the Bachelor of Arts in Secondary Education in Education in English with Multimedia Technology at UPR-Aguadilla.

A total of 26 completers answered the survey from 2015-2019. Most of the completers found that the TPP prepared them to the teaching environment with the necessary knowledge, skills, and dispositions. In general, all completers are satisfied or very satisfied with their preparation.

In general terms, the completers indicated their level of satisfaction with the preparation received in the Teacher Preparation Program of the UPR Aguadilla.

Very satisfied: 21
 Satisfied: 2
 Not satisfied: 3

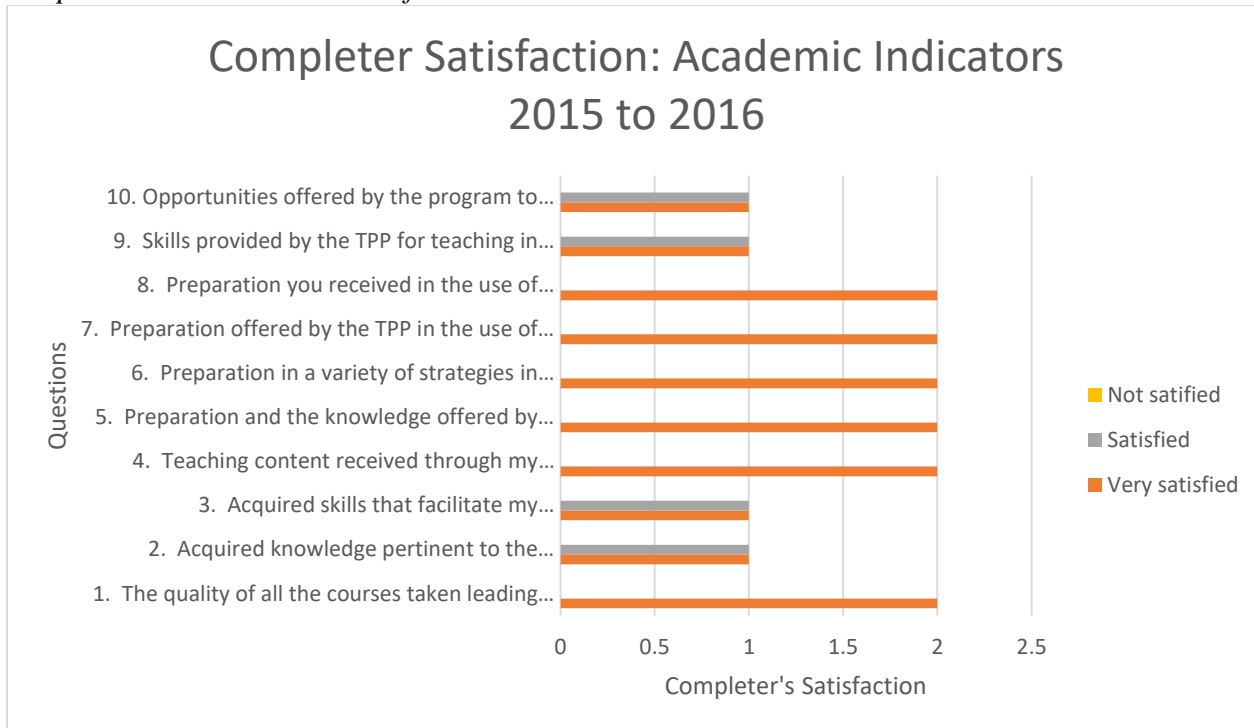
Table 2: Completer's Satisfaction for the Academic Year 2015-2016

<i>Questions</i>	<i>Students</i>	<i>Very satisfied</i>	<i>Satisfied</i>	<i>Not satisfied</i>
1. The quality of all the courses taken leading to my degree.	2	2	0	0
2. Acquired knowledge pertinent to the profession.	2	1	1	0
3. Acquired skills that facilitate my performance as a teacher.	2	1	1	0
4. Teaching content received through my courses in order to impact my student's learning.	2	2	0	0
5. Preparation and the knowledge offered by the program for teaching diverse populations.	2	2	0	0
6. Preparation in a variety of strategies in order to promote your student's learning.	2	2	0	0
7. Preparation offered by the TPP in the use of a variety of techniques in evaluation, measurement, and assessment for the decision-making process in the classroom.	2	2	0	0
8. Preparation you received in the use of technology integration for the teaching learning process.	2	2	0	0
9. Skills provided by the TPP for teaching in educational systems locally, continentally, or abroad.	2	1	1	0
10. Opportunities offered by the program to participate in the educational field?	2	1	1	0
11. Content knowledge of the TPP faculty.	2	2	0	0
12. Faculty integration of technology in the classroom.	2	2	0	0
13. Academic counseling received from faculty.	2	2	0	0
14. Performance evaluation the teacher candidate receives from the faculty.	2	2	0	0
15. Accessibility of the faculty to clarify and answer questions.	2	2	0	0
16. Modeling of professional values and ethics from the faculty.	2	2	0	0
17. Exposition and discussion of contemporary subjects regarding education.	2	2	0	0

This survey shows the perception of completers about the preparation they had at the Teacher Preparation Programs at UPR-Aguadilla. A total of 2 completers answered the survey from 2015-2016. Most of the completers found that the TPP prepared them to the teaching environment with the necessary knowledge, skills, and dispositions. In general, all completers are satisfied or very satisfied with their preparation.

In general terms, the completers indicated their level of satisfaction with the preparation received in the Teacher Preparation Program of the UPR Aguadilla.

Graph 1: Academic Indicators for 2015-2016



Graph 2: Faculty Indicators for 2015-2016

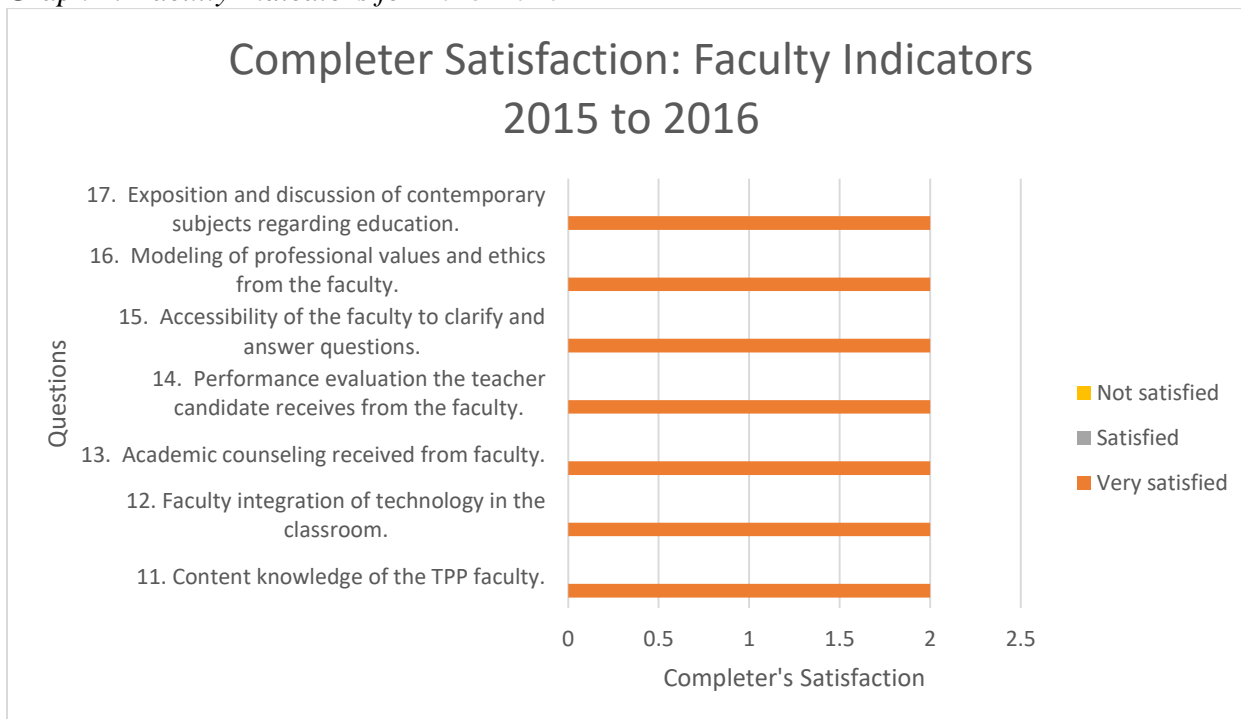


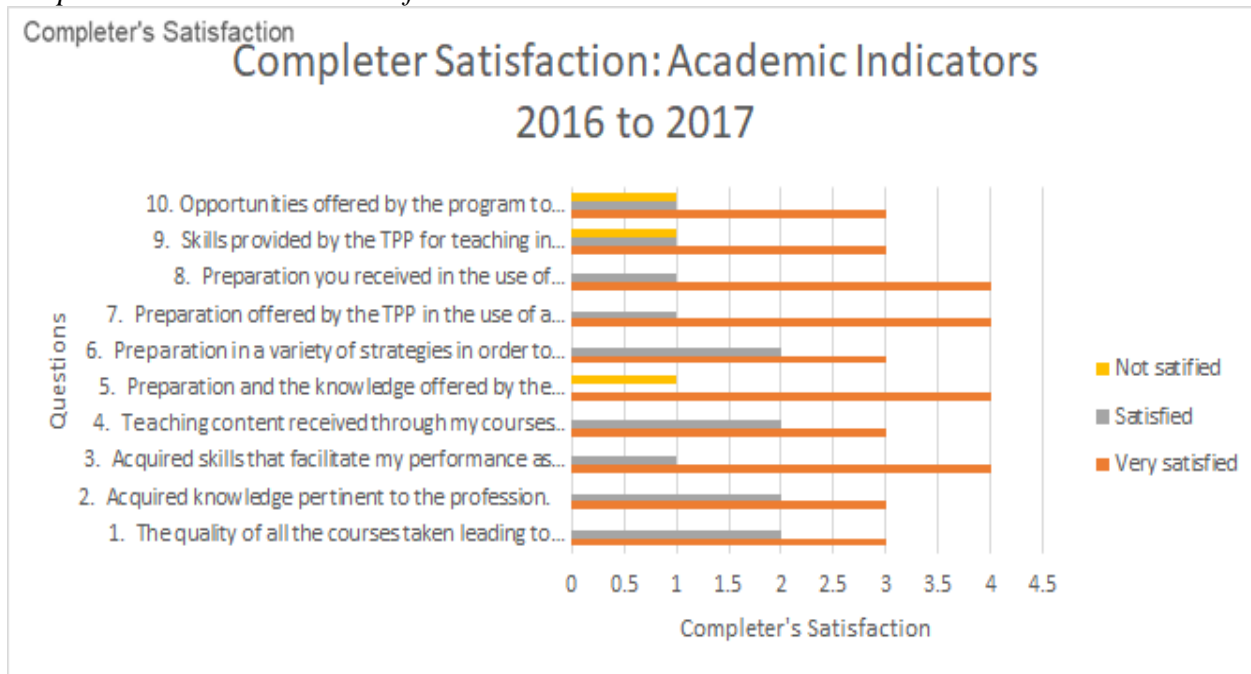
Table 3: Completer's Satisfaction for the Academic Year 2016-2017

<i>Questions</i>	<i>Students</i>	<i>Very satisfied</i>	<i>Satisfied</i>	<i>Not satisfied</i>
1. The quality of all the courses taken leading to my degree.	5	3	2	0
2. Acquired knowledge pertinent to the profession.	5	3	2	0
3. Acquired skills that facilitate my performance as a teacher.	5	4	1	0
4. Teaching content received through my courses in order to impact my student's learning.	5	3	2	0
5. Preparation and the knowledge offered by the program for teaching diverse populations.	5	4	0	1
6. Preparation in a variety of strategies in order to promote your student's learning.	5	3	2	0
7. Preparation offered by the TPP in the use of a variety of techniques in evaluation, measurement, and assessment for the decision-making process in the classroom.	5	4	1	0
8. Preparation you received in the use of technology integration for the teaching learning process.	5	4	1	0
9. Skills provided by the TPP for teaching in educational systems locally, continentally, or abroad.	5	3	1	1
10. Opportunities offered by the program to participate in the educational field?	5	3	1	1
11. Content knowledge of the TPP faculty.	5	4	1	0
12. Faculty integration of technology in the classroom.	5	4	1	0
13. Academic counseling received from faculty.	5	3	2	0
14. Performance evaluation the teacher candidate receives from the faculty.	5	4	1	0
15. Accessibility of the faculty to clarify and answer questions.	5	4	1	0
16. Modeling of professional values and ethics from the faculty.	5	3	1	1
17. Exposition and discussion of contemporary subjects regarding education.	5	3	2	0

Table 3 shows the perception of completers about the preparation they had at the Teacher Preparation Programs at UPR-Aguadilla. A total of 5 completers answered the survey from 2016-2017. Most of the completers found that the TPP prepared them to the teaching environment with the necessary knowledge, skills, and dispositions. In general, all completers are satisfied or very satisfied with their preparation.

In general terms, the completers indicated their level of satisfaction with the preparation received in the Teacher Preparation Program of the UPR Aguadilla.

Graph 3: Academic Indicators for 2016 – 2017



Graph 4: Faculty Indicators for 2016 – 2017

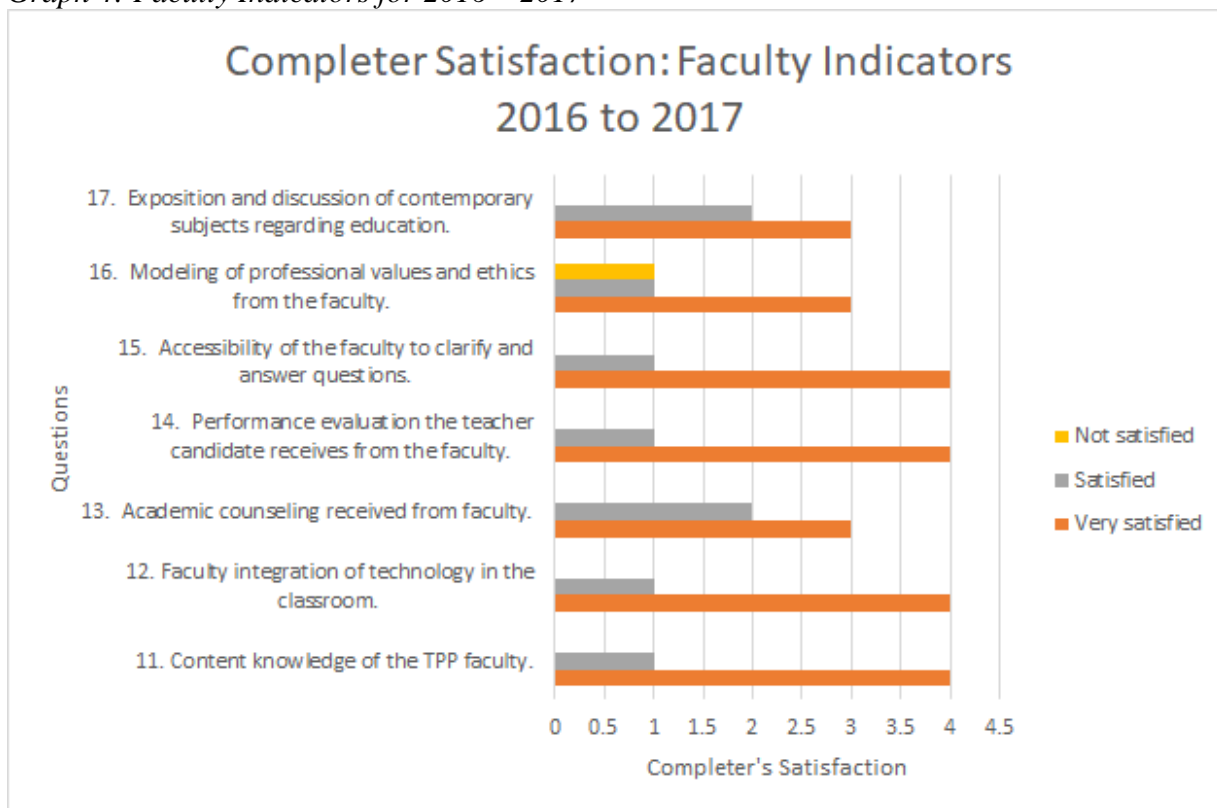


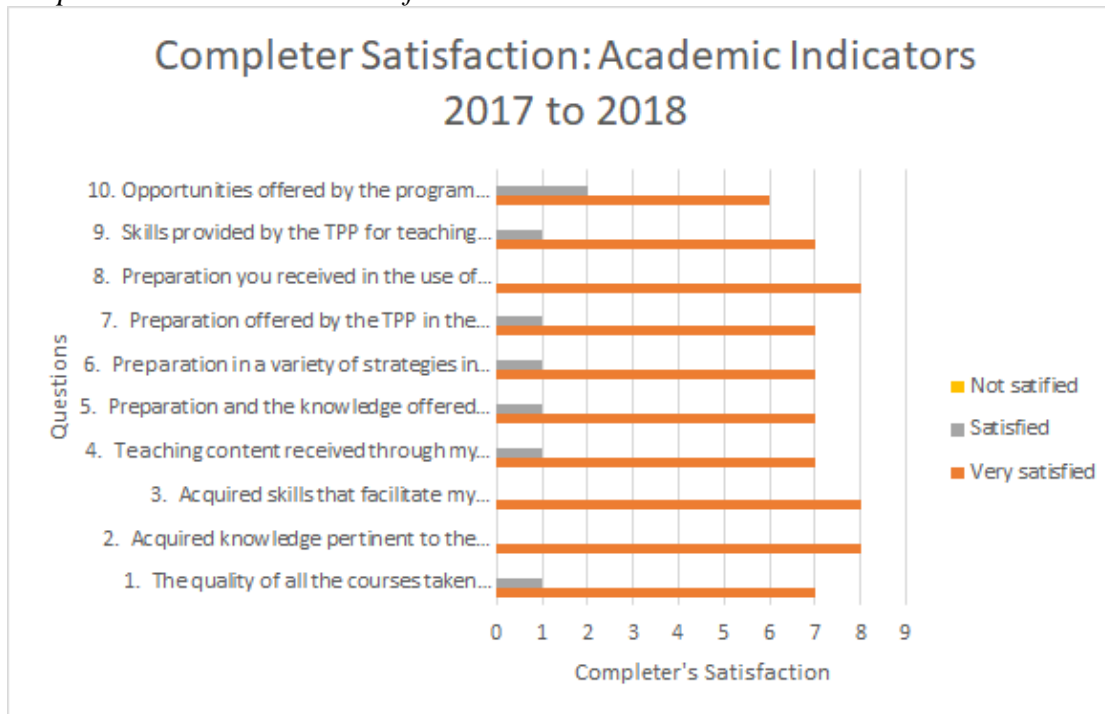
Table 4: Completer's Satisfaction for the Academic Year 2017-2018

Questions	Students	Very satisfied	Satisfied	Not satisfied
1. The quality of all the courses taken leading to my degree.	8	7	1	0
2. Acquired knowledge pertinent to the profession.	8	8	0	0
3. Acquired skills that facilitate my performance as a teacher.	8	8	0	0
4. Teaching content received through my courses in order to impact my student's learning.	8	7	1	0
5. Preparation and the knowledge offered by the program for teaching diverse populations.	8	7	1	0
6. Preparation in a variety of strategies in order to promote your student's learning.	8	7	1	0
7. Preparation offered by the TPP in the use of a variety of techniques in evaluation, measurement, and assessment for the decision-making process in the classroom.	8	7	1	0
8. Preparation you received in the use of technology integration for the teaching learning process.	8	8	0	0
9. Skills provided by the TPP for teaching in educational systems locally, continentally, or abroad.	8	7	1	0
10. Opportunities offered by the program to participate in the educational field?	8	6	2	0
11. Content knowledge of the TPP faculty.	8	7	1	0
12. Faculty integration of technology in the classroom.	8	7	0	1
13. Academic counseling received from faculty.	8	8	0	0
14. Performance evaluation the teacher candidate receives from the faculty.	8	8	0	0
15. Accessibility of the faculty to clarify and answer questions.	8	8	0	0
16. Modeling of professional values and ethics from the faculty.	8	8	0	0
17. Exposition and discussion of contemporary subjects regarding education.	8	8	0	0

Table 4 shows the perception of completers about the preparation they had at the Teacher Preparation Programs at UPR-Aguadilla. A total of 8 completers answered the survey from 2017-2018. Most of the completers found that the TPP prepared them to the teaching environment with the necessary knowledge, skills, and dispositions. In general, all completers are satisfied or very satisfied with their preparation.

In general terms, the completers indicated their level of satisfaction with the preparation received in the Teacher Preparation Program of the UPR Aguadilla.

Graph 5: Academic Indicators for 2017 – 2018



Graph 6: Faculty Indicators for 2017 – 2018

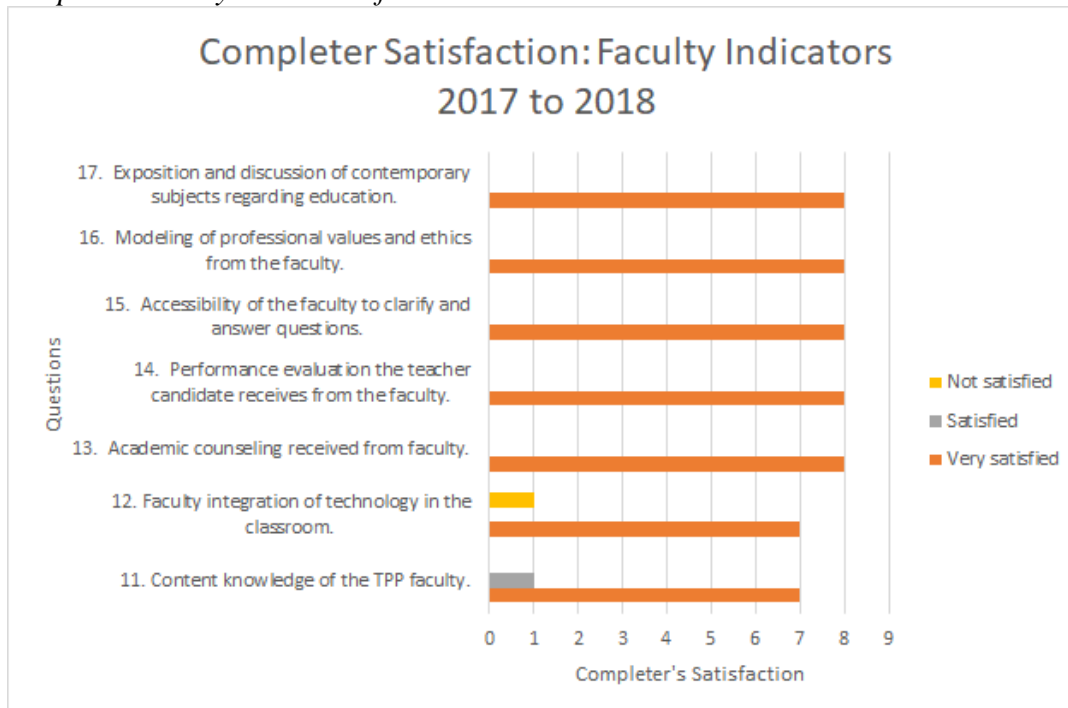


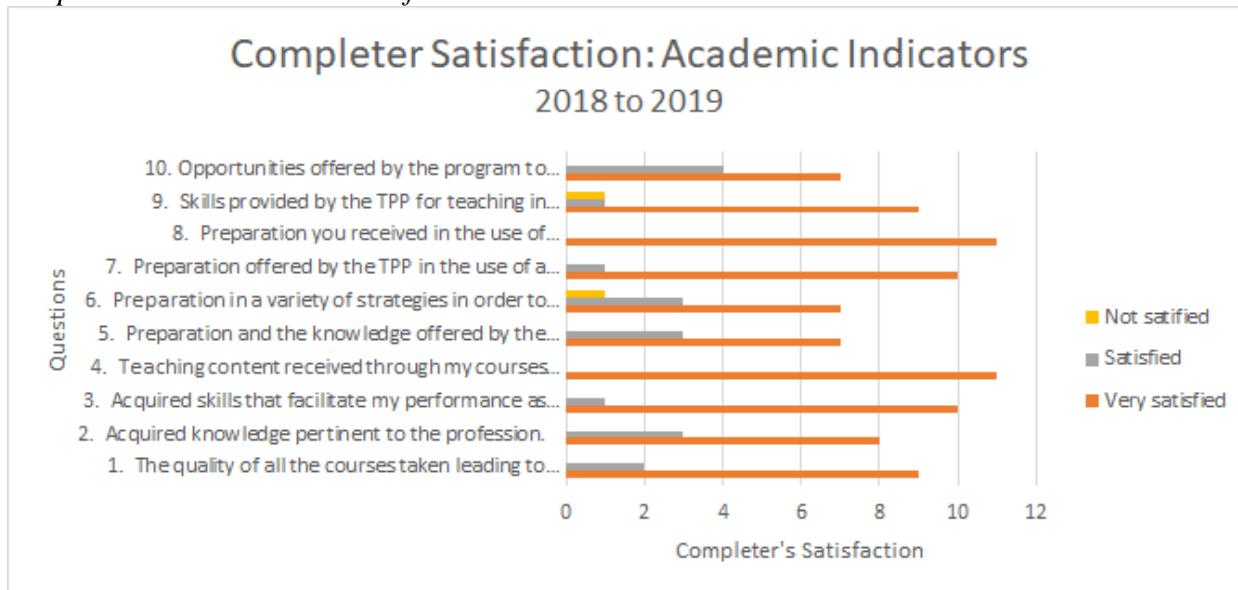
Table 5: Completer's Satisfaction for the Academic Year 2018-2019

Questions	Students	Very satisfied	Satisfied	Not satisfied
1. The quality of all the courses taken leading to my degree.	11	9	2	0
2. Acquired knowledge pertinent to the profession.	11	8	3	0
3. Acquired skills that facilitate my performance as a teacher.	11	10	1	0
4. Teaching content received through my courses in order to impact my student's learning.	11	11	0	0
5. Preparation and the knowledge offered by the program for teaching diverse populations.	11	7	3	0
6. Preparation in a variety of strategies in order to promote your student's learning.	11	7	3	1
7. Preparation offered by the TPP in the use of a variety of techniques in evaluation, measurement, and assessment for the decision-making process in the classroom.	11	10	1	0
8. Preparation you received in the use of technology integration for the teaching learning process.	11	11	0	0
9. Skills provided by the TPP for teaching in educational systems locally, continentally, or abroad.	11	9	1	1
10. Opportunities offered by the program to participate in the educational field?	11	7	4	0
11. Content knowledge of the TPP faculty.	11	7	4	0
12. Faculty integration of technology in the classroom.	11	9	2	0
13. Academic counseling received from faculty.	11	10	1	0
14. Performance evaluation the teacher candidate receives from the faculty.	11	10	0	1
15. Accessibility of the faculty to clarify and answer questions.	11	9	2	0
16. Modeling of professional values and ethics from the faculty.	11	10	1	0
17. Exposition and discussion of contemporary subjects regarding education.	11	11	0	0

Table 5 shows the perception of completers about the preparation they had at the Teacher Preparation Programs at UPR-Aguadilla. A total of 11 completers answered the survey from 2018-2019. Most of the completers found that the TPP prepared them to the teaching environment with the necessary knowledge, skills, and dispositions. In general, all completers are satisfied or very satisfied with their preparation.

In general terms, the completers indicated their level of satisfaction with the preparation received in the Teacher Preparation Program of the UPR Aguadilla.

Graph 7: Academic Indicators for 2018 – 2019



Graph 8: Faculty Indicators for 2018 – 2019

