

2022-2023

# Completers Satisfaction Survey Summary Report



Educator Preparation Program

University of Puerto Rico in Aguadilla

Department of Education and Physical Education

## Description

During the academic year 2022-2023, the Candidate Satisfaction Survey was electronically distributed to graduates of the Educator Preparation Program (EPP). Out of the respondents, 87% of the candidates (N=23) who completed the survey reported being "Very satisfied" with the professional preparation received. The survey, utilizing a three-point Likert scale, highlighted Very Satisfied regarding the acquire knowledge pertinent to the profession, acquire skills that facilitated their performance as a teacher, teaching content, preparation and knowledge offered by the program for teaching diverse populations, preparation in a variety of strategies, preparation offered by EPP in the use of a variety of techniques in evaluation, measurement, and assessment for the decision-making process in the classroom, and competencies for teaching at the elementary and secondary levels. Additionally, 13% of the candidates rated their clinical practice experience as "Satisfied".

The EPP effectively promoted important values such as respect for diversity and collaboration with the community and actively encouraged self-learning and ongoing professional development. Overall, the results reflect a highly positive perception of the EPP, reaffirming its alignment with the needs and expectations of future educators. These data, current as of May 2024, demonstrate the EPP's effectiveness in providing high-quality educator training.

### *Candidates Program Satisfaction Survey*

#### R4.1 Candidates Program Satisfaction Survey

Academic Year: 2022-2023

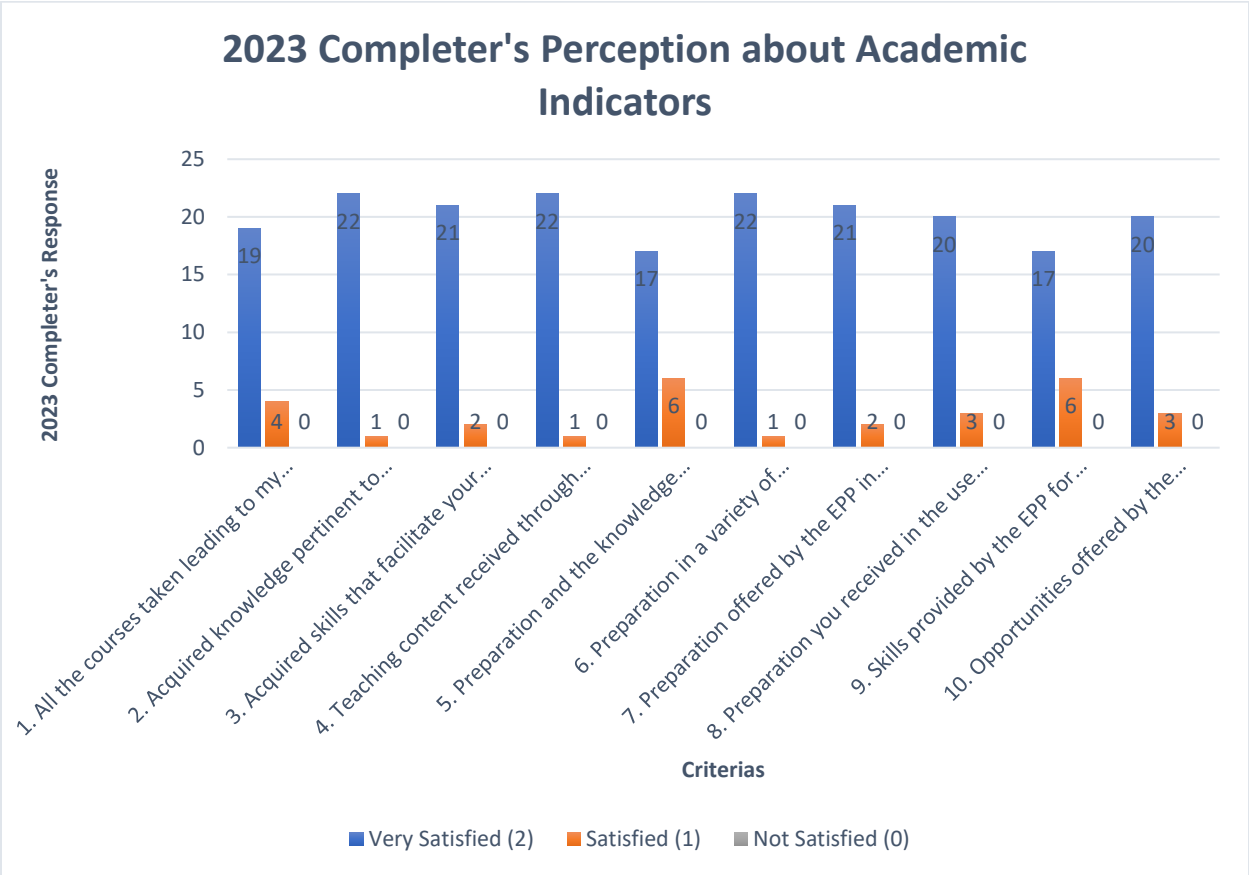
N= 23

Evaluate each of the following aspects:

#### *Academic Indicators*

<i>Criteria</i>	<i>Very Satisfied (2)</i>	<i>Satisfied (1)</i>	<i>Not Satisfied (0)</i>
1. All the courses taken leading to my degree.	19	4	0
2. Acquired knowledge pertinent to the profession.	22	1	0
3. Acquired skills that facilitate your performance as a teacher.	21	2	0
4. Teaching content received through your courses in order to impact your student's learning.	22	1	0
5. Preparation and the knowledge offered by the program for teaching diverse populations.	17	6	0
6. Preparation in a variety of strategies in order to promote your student's learning.	22	1	0

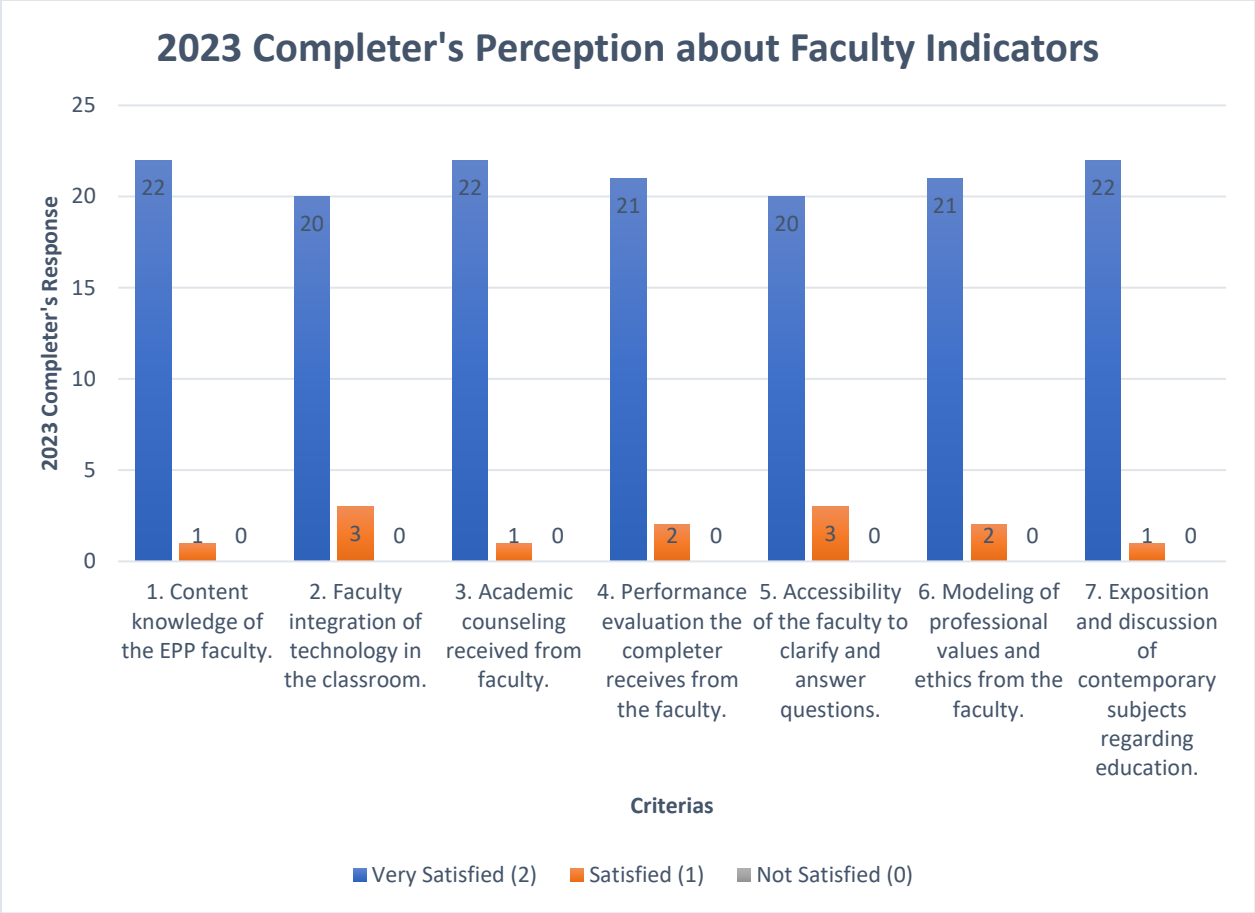
7. Preparation offered by the EPP in the use of a variety of techniques in evaluation, measurement, and assessment for the decision-making process in the classroom.	21	2	0
8. Preparation you received in the use of technology integration for the teaching learning process.	20	3	0
9. Skills provided by the EPP for teaching in educational systems locally, continentally, or abroad.	17	6	0
10. Opportunities offered by the program to participate in the educational field.	20	3	0
<b>Average</b>	<b>20.1</b>	<b>2.9</b>	<b>0</b>
<b>Percentage</b>	<b>87%</b>	<b>13%</b>	<b>0%</b>



### *Faculty Indicators*

<i>Criteria</i>	<i>Very Satisfied (2)</i>	<i>Satisfied (1)</i>	<i>Not Satisfied (0)</i>
1. Content knowledge of the EPP faculty.	22	1	0
2. Faculty integration of technology in the classroom.	20	3	0
3. Academic counseling received from faculty.	22	1	0
4. Performance evaluation the completer receives from the faculty.	21	2	0
5. Accessibility of the faculty to clarify and answer questions.	20	3	0
6. Modeling of professional values and ethics from the faculty.	21	2	0
7. Exposition and discussion of contemporary subjects regarding education.	22	1	0
<b>Average</b>	<b>21.14</b>	<b>1.86</b>	<b>0</b>
<b>Percentage</b>	<b>92%</b>	<b>8%</b>	<b>0%</b>

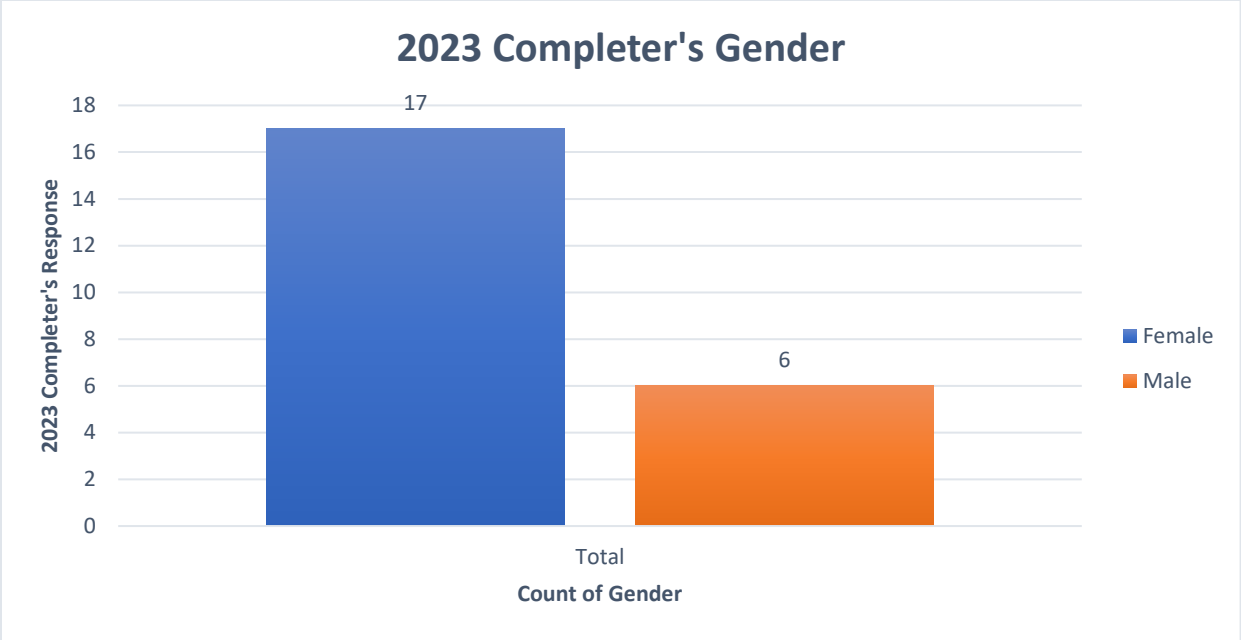
Out of the respondents, 92% of the candidates (N=23) who completed the survey reported being "Very satisfied" with the faculty content knowledge, the integration of technology in the classroom, the academic counseling, the performance evaluation the completer received, accessibility, the modeling of professional values and ethics from the faculty, and the exposition and discussion of contemporary subjects regarding education received. The survey, utilizing a three-point Likert scale. In addition, 8% of the candidates rated their clinical practice experience as "Satisfied".



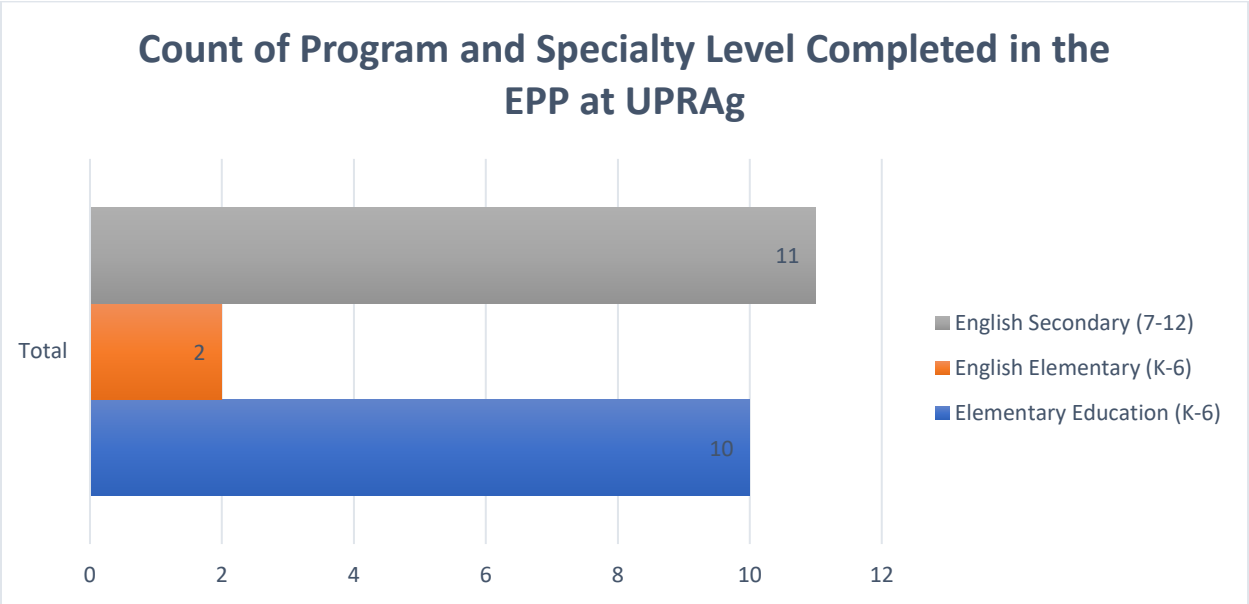
**Demographic Questions**

In the academic year 2022-2023, twenty-three (23) out of thirty-seven (37) completers from our programs completed the survey. Seventeen (17) of the completers are females and six (6) are males. Ten (10) completers were from the Bachelor of Arts in Elementary Education and thirteen (13) from the Bachelor of Arts in Education with Concentration in English with Multimedia Technology K-12. If we segregated the K-12 from last BA mentioned, they were two (2) from English Elementary level (K-6) and eleven (11) from Secondary level.

Criteria	Female	Male	Prefer not to say
Gender	17	6	0



<i>Criteria</i>	<i>Elementary Education (K-6)</i>	<i>English Elementary (K-6)</i>	<i>English Secondary (7-12)</i>
Program and specialty level completed in the EPP at UPRAg	10	2	11



<i>Criteria</i>	<i>Students</i>	<i>Certification Name</i>
Additional Certifications Obtained	5	Minor in Written and Oral English for Professionals.
		Basic ASL Technology Multimedia
		Multimedia Technology certification
		Minor in Professional Written & Spoken English
		English Teacher Certification from the Department of Education.
		ESL Certification

<i>Criteria</i>	<i>Department of Education of Puerto Rico (DEPR)</i>	<i>Private School or Institution in Puerto Rico</i>	<i>School in the US Continental or abroad</i>	<i>Institution for Higher Learning</i>	<i>Others</i>
Are you are currently working as an educator?	2	12	0	4	5

<i>Criteria</i>	<i>Working</i>	<i>Studying</i>	<i>Military</i>	<i>Not working</i>
Working or studying	20	9	1	2

<i>Criteria</i>	<i>Public</i>	<i>Private</i>	<i>Institution of Higher Education</i>	<i>Military</i>	<i>Others</i>
Completers Working Status	2	12	4	1	4

<i>Criteria</i>	<i>Pre-school</i>	<i>Primary (K-3)</i>	<i>Elementary (4-6)</i>	<i>Intermediate (7-9)</i>	<i>High School (10-12)</i>	<i>College Level</i>
Grade level you teach: (Choose all that apply)	2	4	6	6	7	5

<i>Criteria</i>	<i>Kindergarten</i>	<i>Spanish (Language Acquisition, 1-3)</i>	<i>Science</i>	<i>Math</i>	<i>Social Studies</i>	<i>Spanish</i>	<i>English</i>	<i>Others</i>
Subject(s) you teach	1	2	3	4	3	3	10	9

**Other questions:**

<i>Criteria</i>	<i>Yes</i>	<i>No</i>
Are you or have you worked as a teacher in the last three years?	16	7

In this question three students answered NO, and they added the following comments:

- Virtual Team
- Teacher Assistant
- I started working a year ago as an intermediate level Spanish teacher.
- Master's degree student
- Military

In addition, some of the students that marked YES, mentioned the following:

- October to December 2021 in private school
- English profesor (assistantship program)
- I was and still am a cashier besides teaching
- I'm an English teacher for 9th and 10th graders.
- Teacher
- Teaching Assistantship at UPRM
- Middle School and High School English Teacher
- Teacher
- RBT in a clinic

<i>Criteria</i>	<i>Yes</i>	<i>No</i>	<i>Maybe</i>	<i>Didn't answer</i>
Do you plan to start a master's degree?	9	0	9	5

**Continuous Improvement**

Although the results of the 2023 Candidate Satisfaction Survey are highly positive, the EPP is committed to the continuous review and improvement of its practices. We can point that the feedback on our clinical practice, is very favorable since our 2023 completers reported been very satisfied. As an academic program we can highlighted that there are always opportunities for refinement. In response, the EPP will maintain periodic reviews of this component, incorporating feedback from candidates and faculty to ensure and enhance the quality of our programs. This focus on continuous review is essential to fulfill our mission and to respond effectively to the behavior of our educational sector.